

BALDOR® • RELIANCE 

Product Information Packet

JMEWDM3615T

5HP, 1750RPM, 3PH, 60HZ, 184JM, 3642M, TEFC, F1

Part Detail							
Revision:	F	Status:	PRD/A	Change #:		Proprietary:	No
Type:	AC	Elec. Spec:	36WGS268	CD Diagram:	CD0005	Mfg Plant:	
Mech. Spec:	36K605	Layout:	36LYK605	Poles:	04	Created Date:	12-04-2014
Base:	RG	Eff. Date:	01-15-2020	Leads:	9#16		

Specs			
Catalog Number:	JMEWDM3615T	Heater Indicator:	No Heater
Enclosure:	TEFC	Insulation Class:	F
Frame:	184JM	Inverter Code:	Inverter Ready
Frame Material:	Steel	KVA Code:	J
Output @ Frequency:	5.000 HP @ 60 HZ	Lifting Lugs:	No Lifting Lugs
Synchronous Speed @ Frequency:	1800 RPM @ 60 HZ	Locked Bearing Indicator:	Locked Bearing
Voltage @ Frequency:	460.0 V @ 60 HZ	Motor Lead Quantity/Wire Size:	9 @ 16 AWG
	230.0 V @ 60 HZ	Motor Lead Exit:	Ko Box
XP Class and Group:	None	Motor Lead Termination:	Flying Leads
XP Division:	Not Applicable	Motor Type:	3642M
Agency Approvals:	UR	Mounting Arrangement:	F1
	CSA EEV	Power Factor:	78
	CSA	Product Family:	Wash Down
Auxillary Box:	No Auxillary Box	Pulley End Bearing Type:	Ball
Auxillary Box Lead Termination:	None	Pulley Face Code:	C-Face
Base Indicator:	Rigid	Pulley Shaft Indicator:	Tapped & Key
Bearing Grease Type:	Polyrex EM (-20F +300F)	Rodent Screen:	None
Blower:	None	Shaft Extension Location:	Pulley End

Current @ Voltage:	13.400 A @ 230.0 V	Shaft Ground Indicator:	No Shaft Grounding
	13.900 A @ 208.0 V	Shaft Rotation:	Reversible
	6.700 A @ 460.0 V	Shaft Slinger Indicator:	Shaft Slinger
Design Code:	B	Speed Code:	Single Speed
Drip Cover:	No Drip Cover	Motor Standards:	NEMA
Duty Rating:	CONT	Starting Method:	Direct on line
Electrically Isolated Bearing:	Not Electrically Isolated	Thermal Device - Bearing:	None
Feedback Device:	NO FEEDBACK	Thermal Device - Winding:	None
Front Face Code:	Standard	Vibration Sensor Indicator:	No Vibration Sensor
Front Shaft Indicator:	None	Winding Thermal 1:	None
		Winding Thermal 2:	None

Nameplate NP1669L										
CAT.NO.	JMEWDM3615T									
SPEC.	36K605S268G1									
HP	5									
VOLTS	230/460									
AMP	13.4/6.7									
RPM	1750									
FRAME	184JM					HZ	60		PH	3
SER.F.	1.15					CODE	J		DES	B
NEMA-NOM-EFF	89.5					PF	78		CLASS	F
RATING	40C AMB-CONT									
CC	010A							USABLE AT 208V	13.9	
DE	6207					ODE	6205			
ENCL	TEFC					SN				
BLANK	20:1CT, 20:1VT, 1.00SF									

Parts List		
Part Number	Description	Quantity
SA290729	SA 36K605S268G1	1.000 EA
RA276885	RA 36K605S268G1	1.000 EA
36FN3000C01SP	EXFN, PLASTIC, 5.25 OD, .912 ID	1.000 EA
36CB3005A03W	36 CB .75 NPT @ 6 W/WHITE EPOXY	1.000 EA
35GS1022A03	GASKET BOX .125 THK WHITE NEOPRENE	1.000 EA
51XB1016A08	10-16X 1/2HXWSSLD SERTYB	2.000 EA
HA5027A01	HA4066A01 T-DRAIN X2 BAGGED	1.000 EA
11XW1032G06	10-32 X .38, TAPTITE II, HEX WSHR SLTD U	1.000 EA
36EP3104A03MW	FREP MACH (RAISED FH PADS) WHITE EPOXY	1.000 EA
HW4032A01	BLACK DRAIN PLUG FOR WASH DOWN MOTORS	3.000 EA
HW5100A05	WVY WSHR F/205 & 304 BRGS	1.000 EA
36EP1302A23MW	FACE MT EP FOR HOSE DOWN MTR W/WHITE EPO	1.000 EA
HW4600B51	SEAL 1.375 X 2.125 X 0.313 SINGLE LIP DB	1.000 EA
HW4032A01	BLACK DRAIN PLUG FOR WASH DOWN MOTORS	3.000 EA
10XN2520S26	1/4-20X 1 5/8 HEX HD SS	4.000 EA
51XB1214A16	12-14X1.00 HXWSSLD SERTYB	1.000 EA
36FH4010A08	IEC FH NO GREASER - W/PRIMER	1.000 EA
11XW1032S06	10-32 X .38, TAPTITE II, HEX WSHR SLTD U	3.000 EA
HW4600B32SP	V-RING SLINGER 1.000 X 1.540 X .24 VITON	1.000 EA
HW4600B33	V-RING SLINGER 1.375 X 1.890 X .35 VITON	1.000 EA
36CB4518	36 LIPPED CB LID PRIMED	1.000 EA
37GS3010SP	1/16"WHITE LID GASKET	1.000 EA
59XW0832S07	TAPTITE II,HEX WSHR UNSLTD SER,410 S.S.,	4.000 EA
HW2502D13	SS KEY, 3/16 SQ X 1.375	1.000 EA

Parts List (continued)		
Part Number	Description	Quantity
HA7000A01	KEY RETAINER 7/8" DIA SHAFT	1.000 EA
MJ5001A27	32220KN GRAY SEALER *MIN BUY 4 QTS=1GAL	0.001 QT
85XU0407S04	4X1/4 U DRIVE PIN STAINLESS	2.000 EA
LB1164	LABEL,WARNING AND DRAIN	1.000 EA
HW3200A01	3/8-16X3/4 I-BLT WELDED F/S	1.000 EA
MJ1000A02	GREASE, MOBIL POLYREX EM - 124047	0.050 LB
MG1025Z02	ACTIVATOR WILKOFAS 060.02HF	0.010 GA
MG1025W01	WILKOFAS 781.01, SIGNAL WHITE #9003	0.022 GA
LB1115N	LABEL,LIFTING DEVICE (ON ROLLS)	1.000 EA
HA3101S28	THRUBOLT- 1/4-20 X 12.50 SS	4.000 EA
LC0005	CONN.DIA.,TY M,9-LD,DUAL VOLT,REVERSING	1.000 EA
MN416A01	TAG-INSTAL-MAINT no wire (1200/bx) 3/19	1.000 EA
NP1669L	SS WD SUPER-E UL CSA-EEV PREM REV MTG	1.000 EA
36PA1001	PKG GRP, PRINT PK1017A06	1.000 EA
FE-0000001	ZRTG FE ASSEMBLY	1.000 EA

AC Induction Motor Performance Data

Record # 35063 - Typical performance - not guaranteed values

Winding: 36WGS268-R016	Type: 3642M	Enclosure: TEFC
-------------------------------	--------------------	------------------------

Nameplate Data				460 V, 60 Hz: High Voltage Connection	
Rated Output (HP)	5			Full Load Torque	14.9 LB-FT
Volts	230/460			Start Configuration	direct on line
Full Load Amps	13.4/6.7			Breakdown Torque	52.2 LB-FT
R.P.M.	1750			Pull-up Torque	31.5 LB-FT
Hz	60	Phase	3	Locked-rotor Torque	34.9 LB-FT
NEMA Design Code	B	KVA Code	J	Starting Current	49.1 A
Service Factor (S.F.)	1.15			No-load Current	3.24 A
NEMA Nom. Eff.	89.5	Power Factor	78	Line-line Res. @ 25°C	2.27 Ω
Rating - Duty	40C AMB-CONT			Temp. Rise @ Rated Load	71°C
S.F. Amps				Temp. Rise @ S.F. Load	87°C
				Locked-rotor Power Factor	39.8
				Rotor inertia	0.391 LB-FT ²

Load Characteristics 460 V, 60 Hz, 5 HP

% of Rated Load	25	50	75	100	125	150	S.F.
Power Factor	39	60	72	78	83	83	81
Efficiency	85	89.7	90.6	89.6	88.6	87	89
Speed	1789	1776	1762	1750	1733	1714	1740
Line amperes	3.55	4.31	5.43	6.65	7.94	9.64	7.42

Performance Graph at 460V, 60Hz, 5.0HP Typical performance - Not guaranteed values

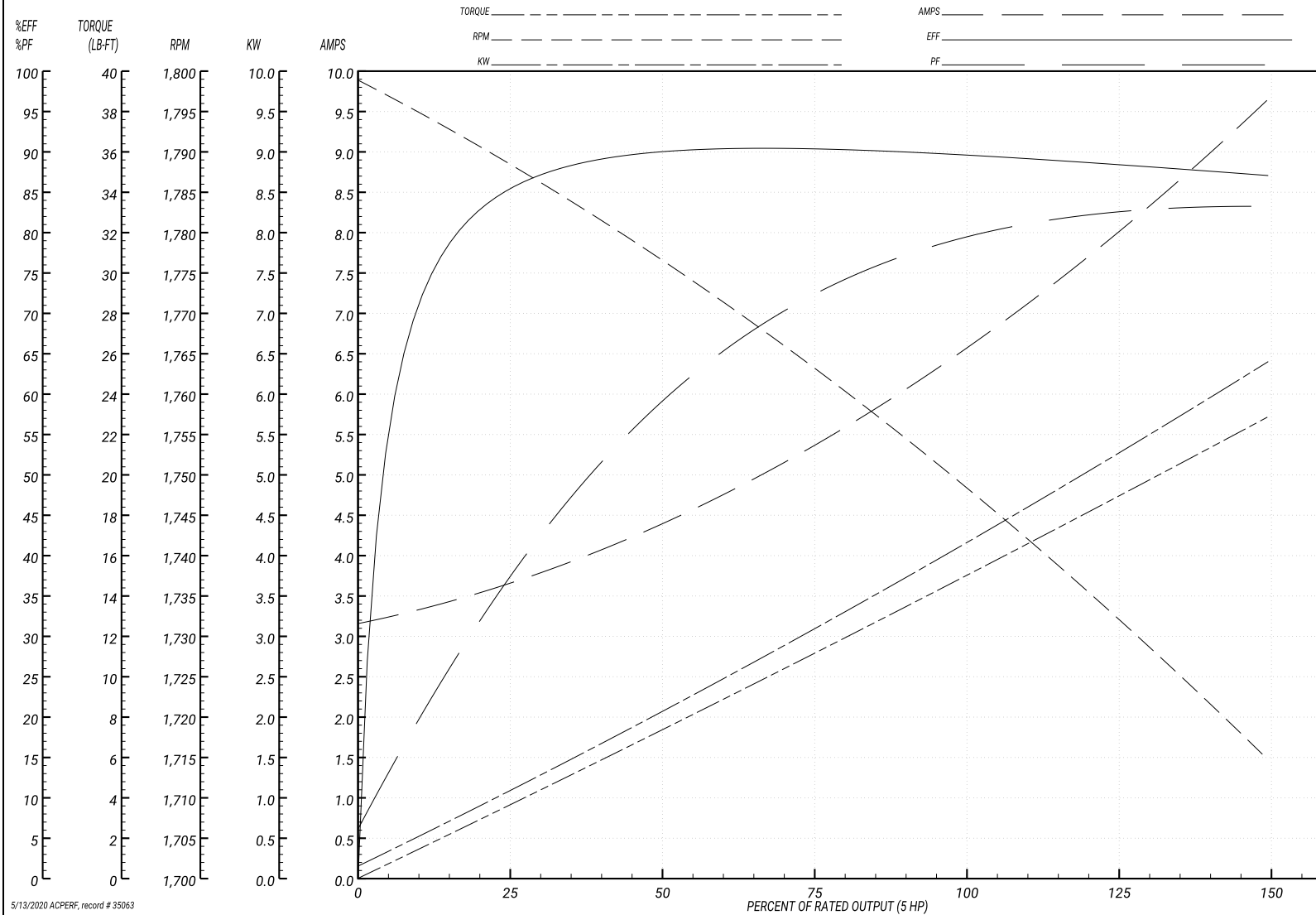
ABB Motors and Mechanical Inc.

WINDING # 36WGS268

Typical performance - not guaranteed values.

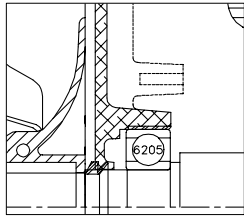
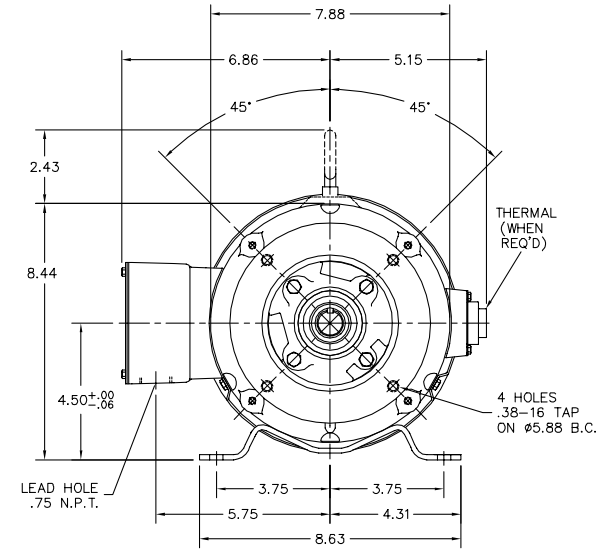
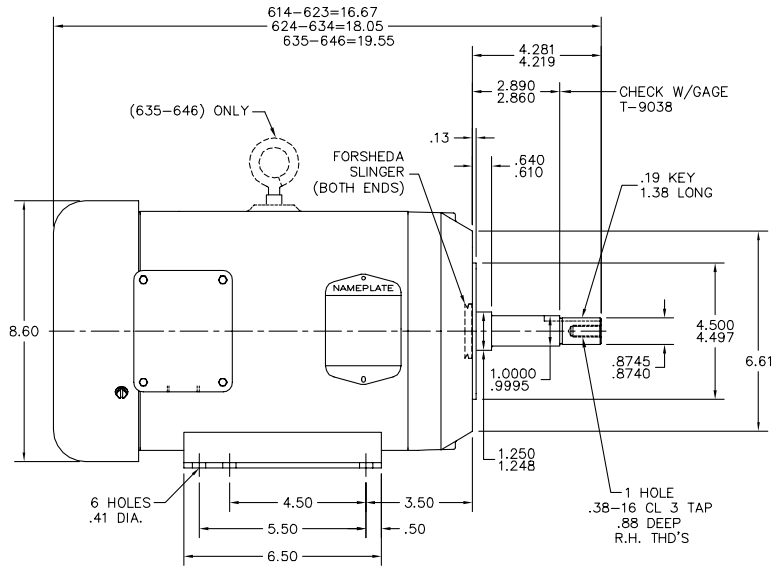
5 HP 3 PH 60 HZ 1750 RPM 460 V 3642M

TORQUES(LB-FT): PO=52.2 PU=31.5 LR=34.9 LRA=49.1

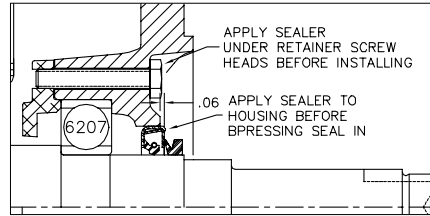


5/13/2020 ACPERF, record # 35063

36LYK605



FRONT END SLINGER DETAIL



PULLEY END SEAL AND SLINGER DETAIL

CUSTOMER IS RESPONSIBLE FOR DETERMINING THAT BALDOR'S PRODUCT WILL PERFORM SUITABLY IN THE INTENDED APPLICATION.

REV. DESC: CHG CALL OUT "USE RED SEALER" TO "APPLY SEALER"		
REV. LTR: B	VERSION: 02	TDR: 000001068115
FILE: \AAA\00093\190	REVISED: 01:11:29 04/17/2018	BY: ENWINBO
MTL: -		

BALDOR - RELIANCE®

HOR 182-4JM TEFC 36M WD

SH 1 of 1

36LYK605

CD0005



LOW VOLTAGE
(2Y)



LINE

HIGH VOLTAGE
(1Y)



LINE

NOTES:

1. INTERCHANGE ANY TWO LINE LEADS TO REVERSE ROTATION.
2. OPTIONAL THERMOSTATS ARE PROVIDED WHEN SPECIFIED.
3. ACTUAL NUMBER OF INTERNAL PARALLEL CIRCUITS MAY BE A MULTIPLE OF THOSE SHOWN ABOVE.
4. LEAD COLORS ARE OPTIONAL. LEADS MUST ALWAYS BE NUMBERED AS SHOWN.

REV. DESC: REVISE TO SHOW OPTIONAL COLORS			
REV. LTR: E	BY: JLP	REVISED: 01/19/99 10:15	TDR: 0171435
90000		FILE: AAA00005140	MDL: -
		MTL: -	

BALDOR ELECTRIC Co.

3PH, DV, 9 LEADS

CD0005